

AGRI INDUSTRIAL SUPPLY, INC.

REPLACEMENT JOHN DEERE®

Bearings for Disks, Drills, Hippers, and Planters.....	137-142
Hipper, Disk Parts, and Axles	143-148
Tube and Spindle Kit.....	149
Grain Drill Parts.....	150-151
Baler Bearings	152-153
Planter Chains and Sprockets	154

2020



REPLACEMENT JOHN DEERE® PARTS: FOR BALERS, DISKS, HIPPER, & NO-TILL GRAIN DRILLS
Planters Bearings, Chain Assemblies, Hubs, Seals, Spindles, Disk, & Planter Parts

JOHN DEERE PART #	AGRI PART #	DESCRIPTION	BRAND
A20649	GW209PPB11 AG	Disk bearing	Timken®
A20649	GW209PPB-11	Disk bearing	Agri
A27002	205KRP2-AG	Bearing for 7100-7200 planter	Timken®
A27002	205RVA-I	Bearing for 7100-7200 planter, import	Agri
AA30941	BK-30941	Disk bearing assembly complete	Agri
AA30942	BK-30942	Disk bearing assembly complete	Agri
AA21015	885154B	Short stem bearing for 7000-7100	Agri
AA21480	204PY3	7000-7100-7300-1700 bearing	Timken®
AA21480	204FREN	7000-7100-7300-1700 bearing, import	Agri
AA22097	205KRRB-2-AG	7/8" hex bore planter bearing	Timken®
AA22097	205KRRB-2	7/8" hex bore planter bearing, import	Agri
AA28184	Agri #AA28184	1-3/4" bore disk harrow bearing	Agri
AA28186	Agri #AA28186	2-3/16" bore disk harrow bearing	Agri
AA28271	205KRR2-AG	7/8" hex bore bearing	Timken®
AA28271	205KRR2	7/8" hex bore bearing	Agri
AA34132	203-K USA	7300 planter wheel bearing	NTN USA
AA34132	203-K I	7300 planter wheel bearing	Agri
AA34616	206KPR4-AG	Row marker for 750 drill	Timken®
AA34616	206KPR4-I	Row marker for 750 drill	Agri
AA35638	2B35638 AG	Closing wheel bearing assembly, USA	Timken®-NTN
AA35638	2B35638-I	Closing wheel bearing assembly, import	Agri
AA35741	AA35741WB	Gauge wheel bearing with bushing	Agri
AA38106	AA38106-Agri	Gauge wheel bearing with bushing	Agri
AA38601	6006RK	Row cleaner attachment bearing	Agri
AE30587	HDS10-GR-I	1-1/8" bore flail mower bearing	Agri
AE42880	210RRB6-AG	Hex combine and baler bearing	Timken®
AE42880	HPS108GPB-I	Hex combine and baler bearing	Agri
AE46606	W208PP21 AG	Hex combine and baler bearing	Timken®
AE46606	HPC104TPA-I	Hex combine and baler bearing	Agri
AK33798	W208PP10 AG	Disk bearing	Timken®
AK33798	W210PP-I	Disk bearing	Agri
AK3997	W208K3 AG	Disk bearing	Timken®
AK3997	DC208TT-I	Disk bearing	Agri
AA59196	A59196 Agri	Double row planter bearing	Agri
AA61722	203PP AG	Planter bearing	Timken®
AB12603	Agri #2 Kit	Disk harrow bearing kit complete	Timken®
AB14028	Agri #3 Kit	Disk harrow bearing kit complete	Timken®
AB16078	AB16078-I	Planter bearing	Agri

**REPLACEMENT
JOHN DEERE®**

REPLACEMENT JOHN DEERE® PARTS: FOR BALERS, DISKS, HIPPER, & NO-TILL GRAIN DRILLS
Planters Bearings, Chain Assemblies, Hubs, Seals, Spindles, Disk, & Planter Parts

JOHN DEERE PART #	AGRI PART #	DESCRIPTION	BRAND
AH20017	Agri #20017	Planter seal	Agri
AFH205792AG	21ORRB52	Combine unit bearing assembly	Agri
AN102010	207KRRB12 AG	Hex combine and baler bearing	Agri
AN102010	HPS102GPE-I	Hex combine and baler bearing	Timken®
AN111537	206PP	Radial ball bearing	Timken®
AN111537	6206-2RS	Radial ball bearing	Agri
AN131668	885154B	Short stem bearing with groove	Agri
AN142665	88107	Implement bearing	Agri
AN142670	203RR2 AG	Drill wheel bearing	Timken®
AN212132	5203KYY2 AG	Closing and gauge wheel bearing	Timken®
AN212132	5203KYY2-I	Closing and gauge wheel bearing	Agri
AN213072	Agri #AN213072	Closing wheel seal for 750 drill	Agri
AN219000	Agri #AN219000	Disk opener wear sleeve	Agri
AN241911	AN241911 AG	Disk bearing for 2620, 2623, 2625	Agri
AN281357	203RR2 AG	Seeder and planter bearing	Timken®
AN281357	203KRR2	Seeder and planter bearing	Agri
AR26480	200855	Seal	Timken®
B13294	Agri #B13294	Seal for blade hub 750 drill	Agri
B30418	205RRAN-I	Bearing for 7100-7200 planter	Agri
B34215	GW211PPB9 AG	Disk bearing	Timken®
B34215	GW211PPB9-I	Disk bearing	Agri
B3587	DHU 1-1/2 S211 AG	Flanged disk bearing	Timken®
B3587	FD211RM-I	Flanged disk bearing	Agri
JD10448	205TNK-I	No till coulter wheel bearing	Agri
JD7142	204PP	Radial ball bearing	Timken®
JD7142	6204-2RS	Radial ball bearing	Agri
JD7207	14137A	Tapered roller bearing	Timken®
JD7217	14136A	Tapered roller bearing	Timken®
JD7226	342	Tapered roller bearing	Timken®
JD7257	09196	Tapered roller bearing	Timken®
JD7259	15250X	Tapered roller bearing	Timken®
JD7262	14274	Tapered roller bearing	Timken®
JD7266	2766	Tapered roller bearing	Timken®
JD7292	3920	Tapered roller bearing	Timken®
JD7297	3720	Tapered roller bearing	Timken®
JD7350	3780	Tapered roller bearing	Timken®
JD7356	15118	Tapered roller bearing	Timken®
JD7363	3425	Tapered roller bearing	Timken®

 REPLACEMENT
JOHN DEERE®

REPLACEMENT JOHN DEERE® PARTS: FOR BALERS, DISKS, HIPPER, & NO-TILL GRAIN DRILLS
Planters Bearings, Chain Assemblies, Hubs, Seals, Spindles, Disk, & Planter Parts

JOHN DEERE PART #	AGRI PART #	DESCRIPTION	BRAND
JD7395	25580	Tapered roller bearing	Timken®
JD7403	332	Tapered roller bearing	Timken®
JD7409	14276	Tapered roller bearing	Timken®
JD7414	362A	Tapered roller bearing	Timken®
JD7418	25520	Tapered roller bearing	Timken®
JD7424	25821	Tapered roller bearing	Timken®
JD7425	382A	Tapered roller bearing	Timken®
JD7445	25521	Tapered roller bearing	Timken®
JD8100	25877	Tapered roller bearing	Timken®
JD8101	15119	Tapered roller bearing	Timken®
JD8128	09081	Tapered roller bearing	Timken®
JD8131	469	Tapered roller bearing	Timken®
JD8134	15123	Tapered roller bearing	Timken®
JD8129	25580	Tapered roller bearing	Timken®
JD8135	09067	Tapered roller bearing	Timken®
JD8143	342A	Tapered roller bearing	Timken®
JD8148	15126	Tapered roller bearing	Timken®
JD8150	15120	Tapered roller bearing	Timken®
JD8159	29685	Tapered roller bearing	Timken®
JD8174	24780	Tapered roller bearing	Timken®
JD8186	2790	Tapered roller bearing	Timken®
JD8187	LM67048	Tapered roller bearing	Timken®
JD8188	LM11949	Tapered roller bearing	Timken®
JD8194	LM48548	Tapered roller bearing	Timken®
JD8206	394A	Tapered roller bearing	Timken®
JD8225	LM67010	Tapered roller bearing	Timken®
JD8226	LM11910	Tapered roller bearing	Timken®
JD8230	LM48510	Tapered roller bearing	Timken®
JD8237	LM501310	Tapered roller bearing	Timken®
JD8239	M12610	Tapered roller bearing	Timken®
JD8247	LM603011	Tapered roller bearing	Timken®
JD8251	M88010	Tapered roller bearing	Timken®
JD8253	L44610	Tapered roller bearing	Timken®
JD8263	LM603014	Tapered roller bearing	Timken®
JD8271	LM29710	Tapered roller bearing	Timken®
JD8502	RA014RRB AG	Insert bearing	Timken®
JD8502	RA014PPB	Insert bearing	Agri
JD8535	203PP AG	Radial ball bearing	Timken®

**REPLACEMENT
JOHN DEERE®**

REPLACEMENT JOHN DEERE® PARTS: FOR BALERS, DISKS, HIPPER, & NO-TILL GRAIN DRILLS

Planters Bearings, Chain Assemblies, Hubs, Seals, Spindles, Disk, & Planter Parts

JOHN DEERE PART #	AGRI PART #	DESCRIPTION	BRAND
JD8535	6203-2RS	Radial ball bearing	Agri
JD8539	W208K2 AG	Disk bearing	Timken®
JD8552	RA102RRB AG	Insert bearing	Timken®
JD8552	RA102PPB	Insert bearing	Agri
JD8593	RA104RRB AG	Insert bearing	Timken®
JD8593	RA104PPB	Insert bearing	Agri
JD8646	203KRR3 AG	Implement bearing	Timken®
JD8646	8984YY-I	Implement bearing	Agri
JD8672	HPC100GP-I	Planter bearing	Agri
JD8673	206KPPB-5 AG	Planter bearing	Timken®
JD8674	RA102RR AG	Insert bearing	Timken®
JD8674	RA102PP	Insert bearing	Agri
JD8902	LM501349	Tapered roller bearing	Timken®
JD8903	LM67000LA	Tapered roller bearing	Timken®
JD8905	M12649	Tapered roller bearing	Timken®
JD8906	LM11900LA	Tapered roller bearing	Timken®
JD8913	25577	Tapered roller bearing	Timken®
JD8914	LM11749	Tapered roller bearing	Timken®
JD8922	LM603049	Tapered roller bearing	Timken®
JD8929	M88048	Tapered roller bearing	Timken®
JD8933	L44643	Tapered roller bearing	Timken®
JD8935	L44649	Tapered roller bearing	Timken®
JD8944	LM603049	Tapered roller bearing	Timken®
JD8969	25590	Tapered roller bearing	Timken®
JD8988	LM29749	Tapered roller bearing	Timken®
JD9041	JLM104948	Tapered roller bearing	Timken®
JD9049	JLM506849	Tapered roller bearing	Timken®
JD9065	L68149	Tapered roller bearing	Timken®
JD9070	LM104949	Tapered roller bearing	Timken®
JD9076	LM102949	Tapered roller bearing	Timken®
JD9125	L68111	Tapered roller bearing	Timken®
JD9133	LM102910	Tapered roller bearing	Timken®
JD9159	JL69310	Tapered roller bearing	Timken®
JD9170	LM104912	Tapered roller bearing	Timken®
JD9202	RA108RRB AG	Insert bearing	Timken®
JD9202	RA108PPB	Insert bearing	Agri
JD9204	RA107RRB AG	Insert bearing	Timken®
JD9204	RA107PPB	Insert bearing	Agri

REPLACEMENT
JOHN DEERE®

REPLACEMENT JOHN DEERE® PARTS: FOR BALERS, DISKS, HIPPER, & NO-TILL GRAIN DRILLS
Planters Bearings, Chain Assemblies, Hubs, Seals, Spindles, Disk, & Planter Parts

JOHN DEERE PART #	AGRI PART #	DESCRIPTION	BRAND
JD9202	RA108RRB AG	Insert bearing	Timken®
JD9202	RA108PPB	Insert bearing	Agri
JD9217	RA012RRB AG	Insert bearing	Timken®
JD9217	RA012PPB	Insert bearing	Agri
JD9219	RA103RRB AG	Insert bearing	Timken®
JD9219	RA103PPB	Insert bearing	Agri
JD9221	RA103RR AG	Insert bearing	Timken®
JD9221	RA103PP	Insert bearing	Agri
JD9242	RA012RR AG	Insert bearing	Timken®
JD9242	RA012PP	Insert bearing	Agri
JD9260	205KRRB2 AG	Hex bore planter bearing	Timken®
JD9260	205KRRB 2	Hex bore planter bearing	Agri
JD9286	W208PP8 AG	Disk bearing	Timken®
JD9286	W208PP-8	Disk bearing	Agri
JD9288	RA010RRB AG	Insert bearing	Timken®
JD9288	RA010PPB	Insert bearing	Agri
JD9296	204RR6 AG	Implement bearing	Timken®
JD9296	204BBAR	Implement bearing	Agri
JD9302	G1100KRRB AG	Insert bearing	Timken®
JD9302	G1100KRRB	Insert bearing	Agri
JD9313	206KRRB-6 AG	Hex bore combine bearing	Timken®
JD9313	HPS100 GP-I	Hex bore combine bearing	Agri
JD9338	206KRR6 AG	Hex bore combine bearing	Timken®
JD9338	HPC100GP-I	Hex bore combine bearing	Agri
JD9350	W208PP5 AG	Disk bearing	Timken®
JD9350	W208PP-5	Disk bearing	Agri
JD9357	RA102RR AG	Insert bearing	Timken®
JD9357	RA102PP	Insert bearing	Agri
JD9373	W208PPB16 AG	Disk bearing	Timken®
JD9373	HPS104TR-I	Disk bearing	Agri
JD9400	GRA103RRB2 AG	Insert bearing	Timken®
JD9400	GRA103PPB-2	Insert bearing	Agri
JD9414	GRA014RRB AG	Insert bearing	Timken®
JD9414	GRA014PPB	Insert bearing	Agri
JD9416	GRA104RRB AG	Insert bearing	Timken®
JD9416	GRA104PPB	Insert bearing	Agri
JD9434	G1108KRRB AG	Insert bearing	Timken®
JD9434	G1108KRRB	Insert bearing	Agri

**REPLACEMENT
JOHN DEERE®**

REPLACEMENT JOHN DEERE® PARTS: FOR BALERS, DISKS, HIPPER, & NO-TILL GRAIN DRILLS
Planters Bearings, Chain Assemblies, Hubs, Seals, Spindles, Disk, & Planter Parts

JOHN DEERE® PART #	AGRI PART #	DESCRIPTION	BRAND
JD9462	GRA106RRB AG	Insert bearing	Timken®
JD9462	GRA106PPB	Insert bearing	Agri
JD9467	305PP AG	Radial ball bearing	Timken®
JD9467	6305-2RS	Radial ball bearing	Agri
JD9488	207KRRB12 AG	Hex bore balert combine bearing	Timken®
JD9488	HPS102GPE-I	Hex bore balert combine bearing	Agri
JD9813	B2816	Cotton picker bearing	Timken®
JD10123	RA102RR AG	Cotton picker bearing	Timken®
JD10123	RA102PP	Cotton picker bearing	Agri
JD10448	205TNK-I	Cultivator gauge and coulter hub bearing	Agri

REPLACEMENT JOHN DEERE®
REPLACEMENT TIMKEN® TAPERED SQUARE BORE BEARING KITS: FOR DISK & LEVEE PLOWS

PART #	DESCRIPTION
Agri #2 Kit	1-1/4" square bore double tapered roller bearing with two (2) races and two (2) seals. Fits John Deere® Disks AWR, BF, BFT, BWA, BWS. Replacement for John Deere® #AB12603, #JD8327, and #B31312. Also Fits Case-IH® and Kewanee Disks, and replaces #469384R91, #518819R91, and #469838R91.
Agri #3 Kit	1-1/2" square bore double tapered roller bearing with two (2) races and two (2) seals. Replacement for John Deere® TW, TWA. Midland 840 and 950 disks. Replacement for John Deere® #AB14028 levee plow disks, Cane cultivators, Athens plow, and Peerless. Replaces Prime #15850 bearings.

REPLACEMENT JOHN DEERE® WHEEL & HUB BEARING KITS

PART #	DESCRIPTION
AGRI #1J532 Kit	Transport wheel bearing kit for models 115, 200, 210, 230, 235, 310, 335, 360, 370, 440, 445, 1630, and 1640
AGRI #1J542 Kit	Transport wheel bearing kit for models 630 disk and 960, 1000, 1010, 1050 field cultivators
AGRI #103B Kit	Wheel kit for 400, 600, 610 and 810 finishing harrow for hub GZ 900696
AGRI #AA44267	Complete bearing kit for 750 grain drill seeder hub
AGRI #7300 Kit	Wheel bearing kit for 7300 planter
RE54815	Front axle kit for JD 4040, 4240, 6200, 7200, and 7400
RE54816	Front axle kit for JD 4620, 4630, 8100, 8200, and 8300
637 Transport	637 transport wheel hub

PLEASE NOTE: NOT ALL TIMKEN® FAFNIR ARE MADE IN THE USA.
ASK YOUR SALES REP FOR COUNTRY OF ORIGIN INFORMATION.

REPLACEMENT JOHN DEERE® DISK BEARING ASSEMBLY: IMPORT

NEW One Piece Disk Bearing (Patented)



Part #1P30941



Part #1P30942

AGRI PART #	DESCRIPTION
1P30941	NEW One Piece Disk Bearing. NO ASSEMBLY REQUIRED.
1P30942	Patented one-piece disk bearing assembly is more durable, easier to maintain, and saves valuable time. You will not have to align the grease hole with this one-piece assembly. One-piece disk bearing features direct injection lubrication.

SEE BELOW BK-30941 AND BK-30942 FOR CORRESPONDING APPLICATIONS FOR 1P DISK BEARINGS.



REPLACEMENT
JOHN DEERE®

BK-30941

AGRI PART #	DESCRIPTION	BORE
BK-30941-AGRI	Complete kit. Fits John Deere® Disks 210, 215, 220, 225, 230, 235, 621, and 637.	1-3/4"
AGRI #AA28184	Bearing only, same as BCA® DS209TTR-13	
AGRI #FL27172	Flange with grease fitting	
AGRI #FL34792	Flange without grease fitting	
AGRI #AA33968	Gasket, made in USA	
AA30941 Bolts	Bolts for flange assembly	

BK-30942












AGRI PART #	DESCRIPTION	BORE
BK-30942 AGRI	Complete kit. Fits John Deere® Disks 310, 315, 330, 360, 375, 635, 640, 650, and 637.	2-3/16"
AGRI #AA28186	Bearing only, same as BCA® DS211TTR-20	
AGRI #FL29784	Flange with grease fitting	
AGRI #FL39169	Flange without grease fitting	
AGRI #AA36772	Gasket, made in usa	
AA30942 Bolts	Bolts for flange assembly	

Bearing Wear Guard










AGRI PART #	DESCRIPTION
AGRI #28474	Fits John Deere® disks 210, 215, 220, 225, 230, 235, 621, and 637

REPLACEMENT JOHN DEERE® HIPPER PARTS (BEDDER) WITH 1-1/8" AXLE

AGRI PART #	REPLACES JD PART #	DESCRIPTION
	W208PP5 AG JD9350	Timken® bearing for housing (requires 2)
	W208PP5 JD9350	Import bearing for housing (requires 2)
	1A620 A15143	Hipper axle. Replaces W&Y #478100 and Burch #402-00114.
	1A630 A15141	Bearing housing. Replaces A15141, AN262032, and AN261124. Fits 637, 2620, 2623, 2625 disks. Fits 955, 2623VT, and 2700 rippers.
	1A631 A15142	Bearing spacer 1-1/2" x 2" x 1"
	1A632 A16690	Axle washer for John Deere® hipper
	1A633 32184	Retaining ring for bearing housing
	1A634 A13208	Bumper washer heavy duty
	1A635 A15144	John Deere® spool 4-1/2" x 2-1/4"
	1A636 A15145	John Deere® spool 5-1/2" x 1-15/16"
	1A637 KK3745B	End washer


REPLACEMENT JOHN DEERE®

REPLACEMENT JOHN DEERE® DISK PARTS: FOR MODELS 100, 110, 111, 115, 210, 215, 220, 230, 235, 630, 635, 640, 650, & 670 DISKS / WING WHEELER MODELS 510, 512, 637, 650, & 726

	AGRI PART #	REPLACES JD PART #	DESCRIPTION
	1J500	A25694	Bumper washer
	1J502	A20621, N241315	Spool for models with 7-1/4" And 9" spacing
	1J504	A20622, N241318	Spool for models with 7-1/4" spacing
	1J506	A37023, N241314	Spool for models with 9" spacing
	1J508	AA28448, AN183629	Double spool for models with 9" spacing
	1J510	AA28369, AN183748	Double spool for models with 7-1/4" spacing
	1J512	A20647	Sleeve for models with 7-1/4" spacing
	1J514	A20648	Sleeve for models with 9" spacing

REPLACEMENT
JOHN DEERE®

REPLACEMENT JOHN DEERE® DISK PARTS: FOR MODELS 100, 110, 111, 115, 210, 215, 220, 230, 235, 630, 635, 640, 650, 1630, & 1640 DISKS

	AGRI PART #	REPLACES JD PART #	DESCRIPTION
	1J516	A37024	End washer
	1J518	P34103	Slack washer for square side
	1J522	A20006	Scraper blade for models 110, 111, 115, 270, 220, 230, and 630 disks
	1J523	A38364	Scraper blade for models 215, 235, 315, 630, 635, and 637 disks
	1J530	A27616	Transport wheel hub. Fits 115, 200, 210, 220, 230, 310, 330, 335, 440, 455, 1630, and 1640.
	1J531	AA24325	Spindle for above hub
	1J532	---	Wheel bearing kit for 210-235 disks. Fits 310, 335, 360, 370, 440, 445, 1630, and 1640.
	1J540	AN183318	6-bolt transport wheel hub. Fits 2620, 2623, 2625, and 630 disk harrows. Fits 960, 1000, 1010, and 1050 field cultivators.
	1J541	---	Spindle for 630 disk. Replacement tube and spindle located on page 78.
	1J542	---	Wheel bearing kit for above 6-bolt transport wheel hub (part #1J540).

REPLACEMENT JOHN DEERE®

**REPLACEMENT PARTS JOHN DEERE® PARTS:
FOR MODELS 630, 635, & 637 WITH "C" SPRING STANDARD**

AGRI PART #	REPLACES JD PART #	DESCRIPTION
	N242800 AG N242800	Spool (sub for #A2745)
	N240970 AG N240970	Spool
	AN240518 AG AN240518	Spool for models with 9" spacing
	B34203 AG B34203	Sleeve for models with 9" spacing
	B34204 AG B34204	Sleeve for models with 11" spacing
	B34211 AG B34211	Spool (new #KK14362)
	N241234 AG N241234	Spool
	A20441 AG A20441	Rear bumper washer

**REPLACEMENT
JOHN DEERE®**

**REPLACEMENT JOHN DEERE® AXLES:
FOR MODELS 100, 111, 115, 220, 230, 235, 621, 627, 630, 637,
722, 724, 726, 2310, & 2330 MULCH FINISHERS: MADE IN USA**



AGRI PART #	REPLACES JOHN DEERE PART #	DESCRIPTION
1J20133	A20133	1-1/8" x 50-3/4"
1J20134	A20134	1-1/8" x 59-3/4"
1J20615	A20615	1-1/8" x 68-3/4"
1J20616	A20616	1-1/8" x 77-3/4"
1J20617	A20617	1-1/8" x 87-3/4"
1J40826	A40826	1-1/8" x 95-3/4"
1J40827	A40827	1-1/8" x 104-3/4"

REPLACEMENT
JOHN DEERE®

Replacement John Deere® Wheel & Hub Bearing Kits


PART #	DESCRIPTION
AGRI #1J532 Kit	Transport wheel bearing kit for models 115, 200, 210, 230, 235, 310, 335, 360, 370, 440, 445, 1630, and 1640
AGRI #1J542 Kit	Transport wheel bearing kit for models 630 disk and 960, 1000, 1010, 1050 field cultivators
AGRI #103B Kit	Wheel kit for 400, 600, 610 and 810 finishing harrow for hub GZ 900696
AGRI #AA44267	Complete bearing kit for 750 grain drill seeder hub
AGRI #7300 Kit	Wheel bearing kit for 7300 planter
RE54815	Front axle kit for JD 4040, 4240, 6200, 7200, and 7400
RE54816	Front axle kit for JD 4620, 4630, 8100, 8200, and 8300
637 Transport	637 transport wheel hub

REPLACEMENT TUBE & SPINDLE KIT FOR JOHN DEERE® 630 DISK

Agri Industrial's tube and spindle kit will replace the John Deere® #N189873 and #N240209 spindle on the 630 tandem disk wing and main wheel transport wheel.

Simply burn off the damaged spindle from the frame and weld back the Agri #T10001 tube in its place. The next time you have a spindle break, just replace it with the Agri #S10002 spindle.

Instead of replacing an expensive long spindle, you need only purchase one of Agri Industrial's spindles.



REPLACEMENT
JOHN DEERE®

PART #	DESCRIPTION
TS100	Consists of tube, spindle, and bolt kit
T10001	Tube only
S10002	Spindle only
BK10005	Bolt kit only

AGRI INDUSTRIAL ALSO OFFERS THE WHEEL BEARING KIT, PART #1J542, AND THE REPLACEMENT HUB, PART #1J540, WHICH IS A REPLACEMENT FOR #AN183318 — BOTH OF THESE WILL FIT PART #S10002 SPINDLE.

REPLACEMENT PARTS JOHN DEERE® NO-TILL GRAIN DRILL



Closing Wheel

AGRI PART #	REPLACES JD PART #	DESCRIPTION
Agri #38447	AA38447 AN281359	1X10 closing wheel assembly for 750
Agri #AA39968	AA39968	1x12 closing wheel assembly for Max Emerge Plus, Pro, XP; and XP Pro 1530 / 1535

Press Wheel: To Serial No. 5281 - 12"

AGRI PART #	REPLACES JD PART #	DESCRIPTION
2B35638	AA35638	Roller bearing assembly kit complete components



Components for Above

AGRI PART #	REPLACES JD PART #	DESCRIPTION
Agri JD8535 (USA)	JD8535	Ball bearing
203K	AA34132	Roller bearing
2B43769	B43769	Bushing

Press Wheel: To Serial No. 5282

AGRI PART #	REPLACES JD PART #	DESCRIPTION
2B35638	AA35638	Roller bearing assembly kit complete components

Drive Wheel



AGRI PART #	REPLACES JD PART #	DESCRIPTION
JLM104948 Timken® (Requires 2)	JD9041	Bearing cone
LM104912 Timken® (Requires 2)	JD9170	Bearing cup
200855 (Requires 2)	AR26480	Seal

Cast Iron Closing Wheel: To Serial No. 3834



AGRI PART #	REPLACES JD PART #	DESCRIPTION
203K	AA34132	Roller bearing
AGRI JD8535-USA	JD8535	Ball bearing
AGRI #213072	AN213072	Seal

Cast Iron Closing Wheel: To Serial No. 3835 & Up

AGRI PART #	REPLACES JD PART #	DESCRIPTION
AGRI JD8535 (USA) (Requires 2)	JD8535	Ball bearing
AGRI #213072	AN213072	Seal

Gauge Wheel



AGRI PART #	REPLACES JD PART #	DESCRIPTION
5203KYY2	AN212132	Exact OEM replacement ball bearing
5203KYY2 AG USA		Timken®

REPLACEMENT JOHN DEERE®

REPLACEMENT PARTS JOHN DEERE® NO-TILL GRAIN DRILL 750

Disk Opener Hub



AGRI PART #	REPLACES JD PART #	DESCRIPTION
AGRI #44267 (USA) Timken® Bearing Only	AA44267	Complete bearing kit includes: two (2) bearings, two (2) races, two (2) seals, two (2) wear rings, O-ring, and cotter ring

Components for Above

AGRI PART #	REPLACES JD PART #	DESCRIPTION
L44610 (Timken® USA)	JD8253	Race
L44643(Timken® USA)	JD8933	Bearing
AGRI #13294	B13294	Triple lip seal
AGRI #219000	AN219000	Wear sleeve
AGRI #210	B2762R	O-ring
AGRI #7023	11M7023	Cotter pin

REPLACEMENT JOHN DEERE®



Seed Blade Hub

AGRI PART #	REPLACES JD PART #	DESCRIPTION
AGRI #213544	AN213455	For 750 and 1850 drills and coulters



Chain Sprocket

AGRI PART #	REPLACES JD PART #	DESCRIPTION
35645 AG	AA35645	John Deere® Chain Sprocket. 7/8" Hex Bore, 19 Tooth. Replaces #AA35645. Fits 1700 Series 7200 & 7300 Planters.




Heavy Duty Closing Wheel Spring

AGRI PART #	REPLACES JD PART #	DESCRIPTION
74643 AG	A47132, A74643, A57290	John Deere® Heavy Duty Closing Wheel Spring. Replaces A47132, A74643, and A57290. Fits models 1760, 1780, 7200, 7300, & 7340 Mox Emerge.

REPLACEMENT JOHN DEERE® BALER BEARINGS

Complete Bearing Assembly for Drive and Idler Rollers 1-1/2" Hex Bore



AGRI PART #	DESCRIPTION	BRAND
BP13043-A	Fits round balers models 385, 435, 456, 466, 467, 535, 566, 557, and 567. Replaces John Deere® #AFH207783.	Timken® brand

Replacement Bearing for BP13043-A Above Assembly

REPLACEMENT JOHN DEERE®

AGRI PART #	DESCRIPTION	BRAND
21ORRB6 AG	Replacement for John Deere® #AE74652 which is sub for #AE54574.	Timken® brand
HPS108GPB-I		Agri (Import)

Drive Roll Replacement Bearing Complete Assembly



AGRI PART #	DESCRIPTION	BRAND
AFH205792AG	Fits balers models 448, 458, 468, 4685, 469, 469E, 558, 559, and 569. Replaces John Deere® #AFH205792, #AFH206197, and #AE74600.	Agri (Import)
21ORRB52	Replacement bearing insert for above.	

REPLACEMENT JOHN DEERE® BALER BEARINGS

Starter and Pickup Drive Roller Bearing 1" Hex Bore Flat OD

AGRI PART #	DESCRIPTION	BRAND
206KRR6 AG	Replacement for John Deere® #JD9338. Fits most round balers including 330, 335, 375, 385, 410, 430, 446,	Timken® brand
HPC100GP-I	456, 466, 467, 468, 535, 540, 545, 556, 567, and 558.	Agri (Import)

Pickup Frame Support Bearing 1" Hex Bore Beveled OD

AGRI PART #	DESCRIPTION	BRAND
206KRRB-6	Replacement bearing for John Deere #JD9313. Fits round balers including 385, 430, 435, 447, 456, 457, 458,	Timken® brand
HPS100GP-I	468, 468s, 530, 535, 556, 567, and 568.	Agri (Import)

Pickup Support Bearing 1-1/8" Hex Bore Beveled OD

AGRI PART #	DESCRIPTION	BRAND
207KRRB12 AG	Replacement bearing for John Deere #AN102010. Fits round balers including models 330, 335, 375, 385, 430,	Timken® brand
HPS102GPE-I	435, 446, 456, 466, 467, 468, 535, 555, 556, 558, 565, 575, 580, 582, and 590.	Agri (Import)

REPLACEMENT
JOHN DEERE®

Main Drive Shaft Bearing from Gear Box Bearing 1-1/8" Hex Bore Beveled OD

AGRI PART #	DESCRIPTION	BRAND
207KRRB17	Replacement bearing for John Deere #JD9420. Fits most round balers including 300, 400, and 500 series.	Timken® brand

R.H. Starter, Lower Gate Roller Bearing 1-1/2" Hex Bore Beveled OD

AGRI PART #	DESCRIPTION	BRAND
209KRRB2	Replacement bearing for John Deere® #AE40895. Fits most round balers including 300, 400, and 500 series.	Timken® brand
HPS108GPH-I		Agri (Import)

Gate, Idler, & Staggering Roller Bearing 1-1/4" Hex Bore Flat OD

AGRI PART #	DESCRIPTION	BRAND
W208PP21 AG	Replacement bearing for John Deere® #AE46606.	Timken® brand
HPC104TPA-I	Fits round balers in series 300, 400, and 500.	Agri (Import)

Middle Tension Arm Roller Bearing 1-1/4" Hex Bore Flat OD

AGRI PART #	DESCRIPTION	BRAND
HPC103TPA	Replaces John Deere® #AE53290. Fits most round balers.	NTN (Japan) SBX10A05LLSC3

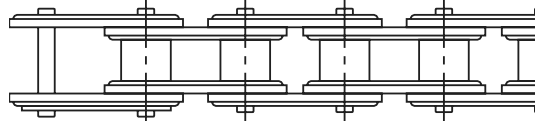
Pickup Cylinder Bearing for John Deere Baler

AGRI PART #	DESCRIPTION	BRAND
AFH20400 AG	Replaces John Deere® #AFH204000 and old #AE46215. Fits models 385, 435, 446, 457, 535, 556, 567, and other models.	Timken® brand

REPLACEMENT JOHN DEERE® PLANTER CHAIN & SPROCKETS

Roller chain assemblies, drive wheel, and transmission drive idler sprockets for John Deere® 7000, 7100, 7200, 7240, 7300, and 7340 planters. Also fits Kinze.

Import Chain



AGRI PART #	REPLACES JOHN DEERE PART #	DESCRIPTION	MODELS
AI-7100	AA20978	Seed meter drive	7000-7100
AI-7115	AA21483	Seed transmission drive	7000-7100
AI-7110	AA21484	Countershaft to seed transmission	7000-7100
AI-7122	AA21523	Dry fertilizer transmission chain	7000-7100
AI-7124	AA22372	Wheel drive, 6W, 8N, 12N	7000
AI-7090	AA28486	Wheel drive	7100
AI-7170	AA32249	Countershaft to seed transmission	7200-7300
AI-7135	AA32250	Seed transmission drive	7200-7300
AI-7137	AA32255	Countershaft to dry fertilizer transmission	7200-7300
AI-7165	AA32257	Liquid or dry fertilizer transmission	7200
AI-7125	AA33048	Herbicide/insecticide drive	7200-7300
AI-7140	AA33060	Vacuum seed meter	7200-7300
AI-7155	AA37980	Wheel drive	7200
AI-7130	AA42795	Plateless seed meter	7200-7300
AI-7175	AA43718	Herbicide and insect drive vacuum	7200-7300
AI-7000	AA43719	Herbicide/insecticide drive	7000-7100
AI-7180	AA43720	Roller unit drive	7200-7300
AI-7185	AA43721	Seed meter drive	1700
AI-7145	AH131563	Wheel drive	7300
AI-7160	M82326	Countershaft to fertilizer transmission	7200-7300
AI-7150		Wing and drive	7200-7300

REPLACEMENT JOHN DEERE®

COMPLETE CHAIN LISTINGS LOCATED IN OUR ROLLER CHAIN SECTION



Sprockets: Made in USA



JOHN DEERE PART #	AGRI PART #	DESCRIPTION
AA32729	AGRI-32729	Drive wheel idler sprocket
AA32776	AGRI-32776	Transmission drive wheel idler sprocket